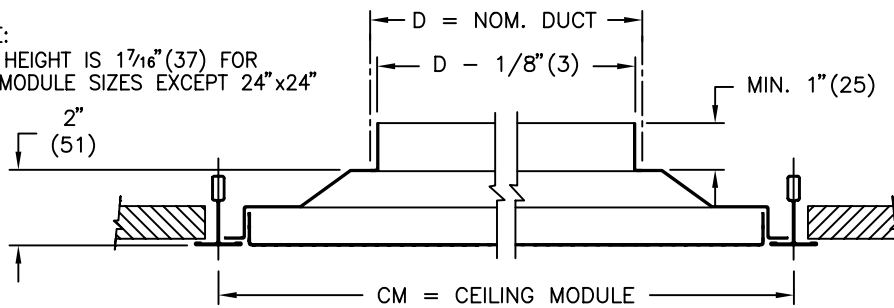


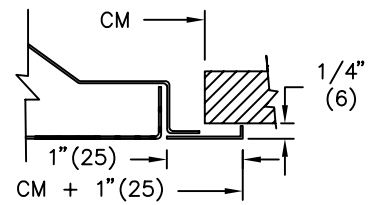
**PDDR, APDDR PERFORATED DIFFUSER**

NOTE:  
PAN HEIGHT IS 17/16" (37) FOR  
ALL MODULE SIZES EXCEPT 24"x24"

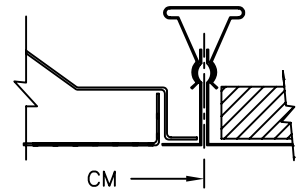


**FRAMES:**

**1 SURFACE MOUNT**

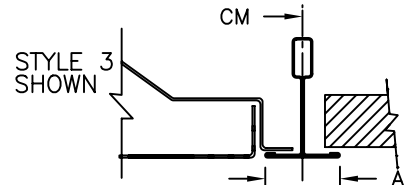


**2 SNAP-IN**

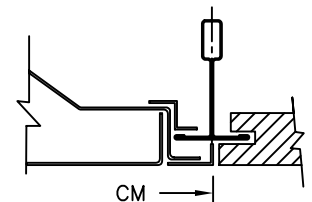


**3 T-BAR** A = 1" (25)

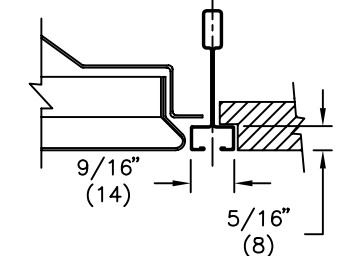
**916 T-BAR** A = 9/16" (14)



**4 SPLINE**



**17 NARROW MEMBER**



	CEILING MODULE (CM)	D SQUARE DUCT								D ROUND DUCT								
		6x6 (152x152)	8x8 (203x203)	10x10 (254x254)	12x12 (305x305)	14x14 (356x356)	15x15 (381x381)	6x18 (152x457)	16x16 (400x400)	18x18 (457x457)	6" (152)	8" (203)	10" (254)	12" (305)	14" (356)	15" (381)	16" (400)	18" (457)
<input type="checkbox"/>	12x12	•																
<input type="checkbox"/>	24x12	•																
<input type="checkbox"/>	16x16	•	•															
<input type="checkbox"/>	20x20	•	•	•														
<input type="checkbox"/>	24x24	•	•	•	•													
<input type="checkbox"/>	48x24	•	•	•	•	•												
<input type="checkbox"/>	300x300	•																
<input type="checkbox"/>	600x300	•																
<input type="checkbox"/>	400x400	•	•	•														
<input type="checkbox"/>	500x500	•	•	•	•													
<input type="checkbox"/>	600x600	•	•	•	•	•												
<input type="checkbox"/>	1200x600	•	•	•	•	•												

17 NARROW MEMBER FRAME:  
AVAILABLE ONLY IN 12x12, 24x12, 24x24 CEILING MODULES

**MATERIAL:**

- PDDR - STEEL CONSTRUCTION
- APDDR - ALUMINUM PERFORATED FACE  
OTHER COMPONENTS, STEEL CONSTRUCTION

**FINISH:**

- B12 WHITE  
(OPTIONAL FINISHES AVAILABLE)

ALL METRIC DIMENSIONS ( ) ARE SOFT CONVERTED. IMPERIAL DIMENSIONS ARE CONVERTED TO METRIC AND ROUNDED TO THE NEAREST MILLIMETER.

**PROJECT:**

---

**ENGINEER:**

---

**CUSTOMER:**

---

**SUBMITTAL DATE:**                      **SPEC. SYMBOL:**

**PRICE**<sup>®</sup>

**PDDR, APDDR**  
PERFORATED DIFFUSER  
FOR DUCTED RETURN AIR  
APPLICATION

219143  
JAN 2003